

# SIGNAL GENERATOR

## Kit# 250-4153

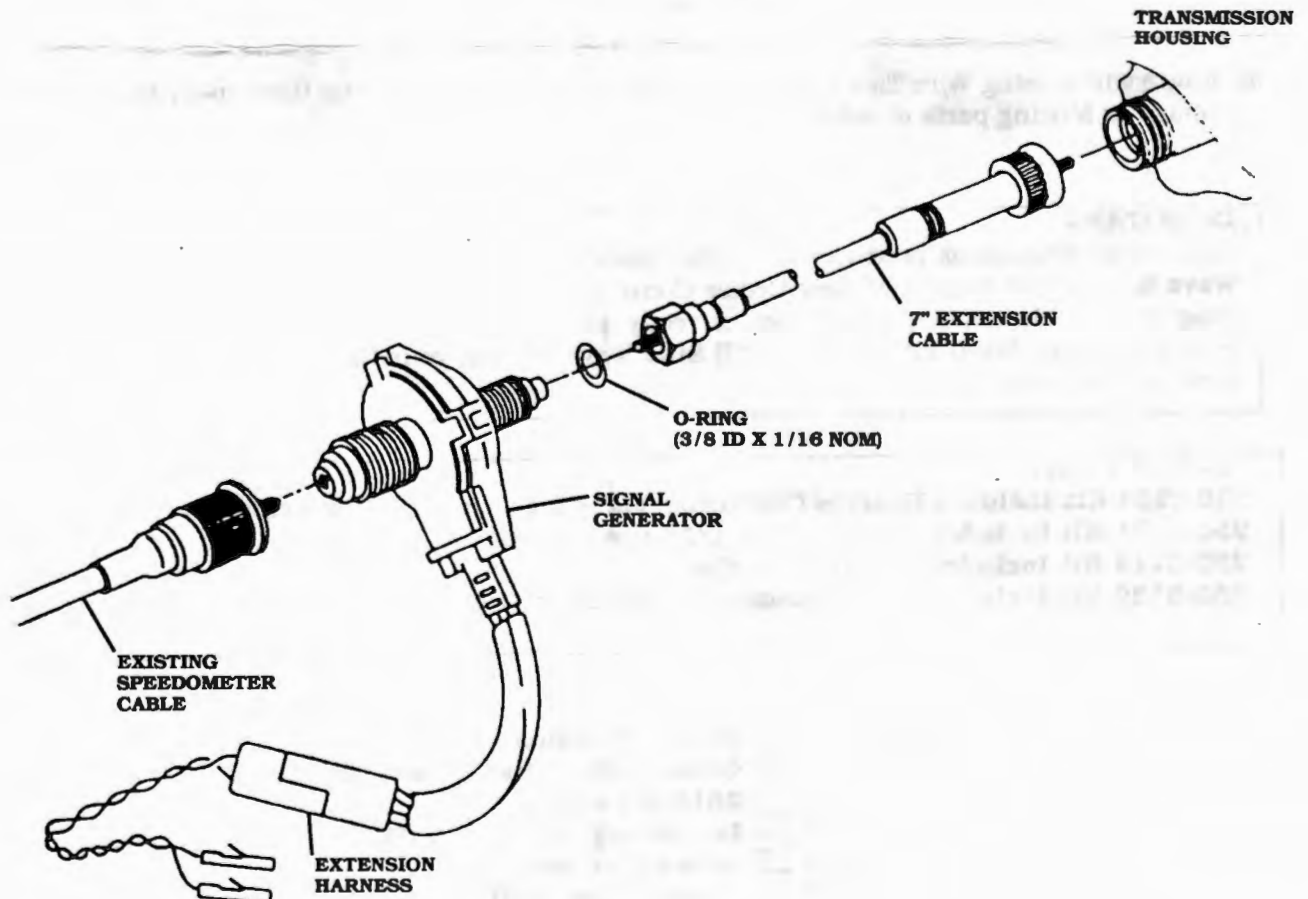
### INSTALLATION INSTRUCTIONS

1. Remove Plastic Shipping Caps from 7" EXTENSION CABLE. Slide O-RING (3/8 ID X 1/16 NOM) over 3/8" Diameter Extension on 5/8-18 Threaded End of SIGNAL GENERATOR and attach 7" EXTENSION CABLE to that end of SIGNAL GENERATOR. Tighten Nut.
2. You will need to work where the Vehicle Speedometer Cable is attached to the Transmission. If necessary, raise the vehicle. Chock Wheels.

#### WARNING

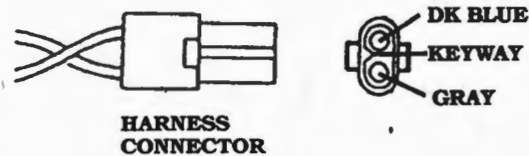
Do not get under any vehicle held up by a jack only. Use Jack Stands or Ramps. The web of a concrete block will not hold the car. DO NOT RISK YOUR LIFE!

3. Disconnect Vehicle Speedometer Cable from Transmission and connect 7" EXTENSION CABLE. (Turn SIGNAL GENERATOR so wires will not snag on foreign objects while driving.) Tighten Nut. Connect Vehicle Speedometer Cable to SIGNAL GENERATOR. Tighten Nut.

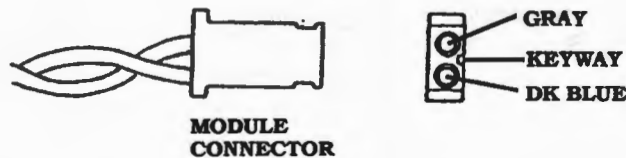


4. Plug **EXTENSION HARNESS** into **SIGNAL GENERATOR Lead**. Select proper plastic connector for system being installed and insert terminals of **EXTENSION HARNESS Lead** into plastic **CONNECTOR** as shown.

For Cruise Control Systems using Signal Generator Harness to Main Wiring Harness connection, use **HARNESS CONNECTOR** and insert wires as shown.



For Cruise Control Systems using Signal Generator Harness to Module connection, use **MODULE CONNECTOR** and insert wires as shown.



5. Route wires using Wire Ties to support wires, as necessary, keeping them away from any Hot, Sharp or Moving parts of vehicle.

**IMPORTANT**

This **SIGNAL GENERATOR** produces an **8000 Pulses/Mile (5000 Pulses/Kilometer) Sine Wave Signal**. See **Page 7** of your Cruise Control Installation Guide to correctly set your Programming Switches. If you do not correctly set your Cruise Control Programming Switches for an **8000 PPM (5000 PPK) Sine Wave Signal**, your Cruise Control will not function properly.

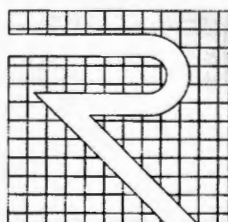
**SERVICE PARTS**

**250-2264 Kit Includes HARNESS CONNECTOR, MODULE CONNECTOR, and EXTENSION HARNESS**

**250-2271 Kit Includes (10) 3/8 ID x 1/16 NOM O-RINGS**

**250-3114 Kit Includes 7" EXTENSION CABLE**

**250-3139 Kit Includes SIGNAL GENERATOR W THREADED 5/8-18 TO 7/8-18 ADAPTER**



**Rostra Precision Controls, Inc.**  
**Global Automotive Accessories Group**  
**2519 Dana Drive**  
**Laurinburg, NC 28352-4000**  
**www.rostra.com**  
**Certified QS 9000/ISO 9001**  
**Made in the U.S.A.**