



AFNash.com

Northwood Rv Owners Association

the Ticker. -- [Click Here to Follow Code Amb](#)

Home	Site News	Image Gallery	Links	Downloads	Site Help	SUPPORT AFNash.com	Forum Home	Northwood MFG
------	-----------	---------------	-------	-----------	-----------	--------------------	------------	---------------

Please Support Our Sponsors:



Northwood RV Owners Association > Message Board > Troubleshooting > Norcold N621



Patrolled by: [orhusky](#)

[New Topic](#) [Reply](#) [Print](#)

Author	Post
<p>patjencauley Member ★</p> <p>Joined: Sun Jul 18th, 2004 Location: Sacramento, California USA Posts: 3 Status: Offline Mana: ○○○○</p>	<p>#1 Posted: Wed Dec 1st, 2004 00:40 Quote Reply PM Report</p> <p>We had this problem thanksgiving trip. Plugged in day before to cool fridge. Next day wife noticed refer not cooling and that what appeared to be a "n" code flashing on the on/off display. For the life of me I could not figure out what was wrong. I decided to take along an ice chest to be safe. Now, after lots of searching here is how to reset the refridge.</p> <p>NOTE: I recieved this as a fax and some parts (blanks) were illegible. Where () are I added clarifications. If anyone can complete blank areas, please mail me & I will fill in missing info. Thank you.</p> <p>Cooling Performance Monitoring Control Feature</p> <p>The purpose of the new control feature is to monitor the cooling performance of the food compartment of the refrigerator. When temperature is 40 deg F or greater and there is a call for cooling which _____ of the cooling system heat sources the system sensing program _____.</p> <p>Note that if the fin temperature is less than 40 deg F the _____ sensing program is not activated. Once the sensing program is _____ monitors the fin temperature looking for a temperature decrease. _____ and does not see a fin temperature decrease of slightly over 1 deg F in _____ the system heat source is turned off. After the heat source is off _____ it is turned back on and the fin temperature is monitored for _____ minutes. Again, the program is looking for a fin temperature of slightly over 1 deg F. If the program still does not see this _____ decrease all system heat sources will be locked out and the "n" error code is displayed on the front display assembly.</p>

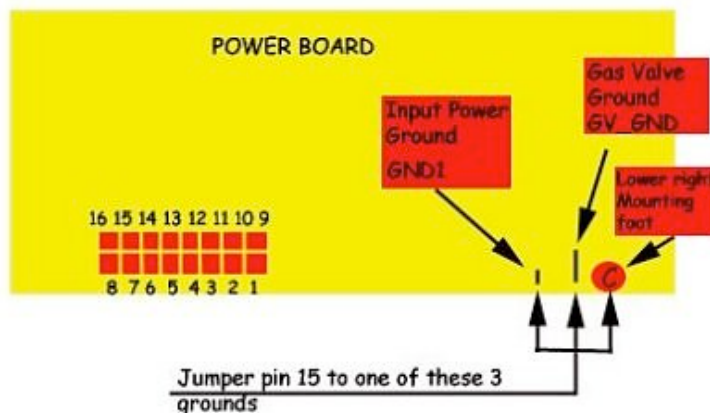
the display assembly **if it is the first recorded occurrence of the fault stored in the control**. A successful cooling cycle clearing the first fault will clear the recorded occurrence from the system memory.

If it is the second fault recorded by the control turning the control off the on via the ON/OFF button **will not clear** the fault. A hardware jumpering pin 15 on connector P1 to ground) is required to clear the hardware reset information is shown in the following diagram.

Note that the control needs to be turned ON and the error displayed on the display assembly during the hardware reset.

The recommended jumper wire used to jumper pin 15 to ground is a stranded insulated wire (16-18 AWG) with 1/2 " long stripped ends.

Place the jumper wire between pin 15 (Leaving the jumper plugged in to the board, accessing from the open side) (Diag above is shown correct. Pin 15 is 2nd pin from top left hand corner.) and one of the three grounds shown for 1 to 12 seconds. An audible click should be heard when the control resets. After a hardware reset - always turn the control off then back on via the ON/OFF button on the display assembly. If the error message reappears within a few seconds after the control is turned back on, repeat the above procedure of jumpering the pin ground. Turning the control off then back on after the hardware reset will verify that the hardware reset was stored by the control.



kdryla
Member



Joined: Fri Sep 24th, 2004
Location: Radium Hot Springs,
British Columbia
Canada


Posts: 10
Status: Offline
Mana:

#2 Posted: Sun Jan 9th, 2005 00:39


[Quote](#) [Reply](#) [PM](#) [Report](#)

Thank you so much for that n code piece. I just now had the same prob only I didn't know untill my freezer was thawing out. I also found a little drain line froze, may of caused the fault? It is -25c here thanks again!

Arctic Fox 22H Behind, 97 GMC 1500 4x4 in Front

<p>Greene House Member</p> <p>★</p>  <p>Joined: Thu Aug 10th, 2006 Location: Cromberg, California USA Posts: 1 Status: Offline Mana: ○○○○</p>	<p>#3 Posted: Fri Oct 6th, 2006 19:58 Quote Reply PM Report</p> <p>Just wanted to add my Thanks for this information!</p> <p>My NorCold N621 stopped working and was giving me the "n" code. The Owners manual told me it was not owner servicable - I must take it to my dealer or authorized Norcold Service Center.</p> <p>I was hundreds of miles from home so I called a local RV service center to set up an appointment to get it fixed. I was told they were very busy and it would be at least 30 days before they could even look at it. Thats when I got on-line and searched the Northwood Rv Owners Association for the answer to my problem.</p> <p>I found a link to the Norcold service manual from CC-John, the helpful guy. This manual is a whole lot more helpful than the owners manual. I checked out my refrigerator to make sure the vents weren't bolcked and that everything was in order.</p> <p>Your information on how to reset the "n" code was what I needed to get my Norcold to start working again. Followed your instructions, the refrigerator "reset" and my N621 has been cooling just fine for 8 weeks.</p> <p>Thanks again</p> <p>Bob Greene</p> <hr/> <p>2004 22GQ Arctic Fox, Onan 2500 2006 F-250 6.0L Diesel CC Auto 4x4 Tow Command System</p>
---	---

<p>patjencauley Member</p> <p>★</p> <p>Joined: Sun Jul 18th, 2004 Location: Sacramento, California USA Posts: 3 Status: Offline Mana: ○○○○</p>	<p>#4 Posted: Sat Oct 7th, 2006 05:37 Quote Reply PM Report</p> <p>You're welcome kdryla and bob. Sorry kdryla, I just recieved note that bob had replied and saw you're response also. I'm glad we were all able to save money and time and not have to take it to the shop. Happy holidays:</p> <p>pat and jen cauley</p>
---	---

<p>Adam Sheriff</p> <p>★★★★★</p>  <p>Welcome fellow Northwood owners to my little place Joined: Tue Dec 16th, 2003 Location: Oregon USA Posts: 3417 Status: Offline Mana: ●○○○○</p>	<p>#5 Posted: Fri May 15th, 2009 22:51 Quote Reply PM Report</p> <p>Received an email today with this info in it from a Non-Member.</p> <div style="border: 1px solid black; padding: 10px;"> <p>"Reseting N code on Norcold Refrigerators</p> <p>Turn system ON. When "n" code appears:</p> <p>Press and hold the MODE and TEMP SET buttons together. Release them when a 1 appears. The 1 should change to an 8. Press the mode key until a 6 appears. Stop and an E r should begin to flash. Press the TEMP SET button until C L appears. Press the TEMP SET button until the E r returns.</p> <p>Turn system OFF. Turn system back ON</p> </div>
---	--

Turn system back on.
"

Adam
2007 Dodge Megacab 5.9 3.73
07 AF31W-BH Hensley Hitch/Brake Smart Controller
<http://community.webshots.com/user/arcticfox29v?vhost=community>
Mod list http://www.afnash.com/forum/view_topic.php?id=5368

Len Todd
Member



Joined: Sun Apr 2nd, 2006
Location: [Baldwin, Michigan USA](#)
Posts: 560
Status: Offline
Mana:

#6 Posted: Sat May 16th, 2009 02:10

[Quote](#) [Reply](#) [PM](#) [Report](#)

This is one of those posts that you print and store in the Trailer.

06 Desert Fox 21SW, Two EU2000
09 Chev Duramax Z71 4x4 2500 HD, Allison
98 Honda XR 400
04 Yamaha RX-1
03 Arctic Cat 660 4 Stroke
53 Dutch Cranky Spouse
N8AGS

Current time is 03:42

Northwood RV Owners Association > Message Board > Troubleshooting > Norcold N621

Currently viewing - 0 member(s) and 7 guest(s)