



GMC Birchaven



THE GMC BIRCHAVEN MOTOR HOME. You'll enjoy the authentic elegance of soft-look upholstery and plush shag carpeting. Beautifully designed and engineered, the Birchaven features a roomy bath, a

dinette that converts to a double bed and a quick check systems monitoring panel. It comes completely equipped for self-contained travel freedom. Experience the Birchaven pride in personal travel luxury.

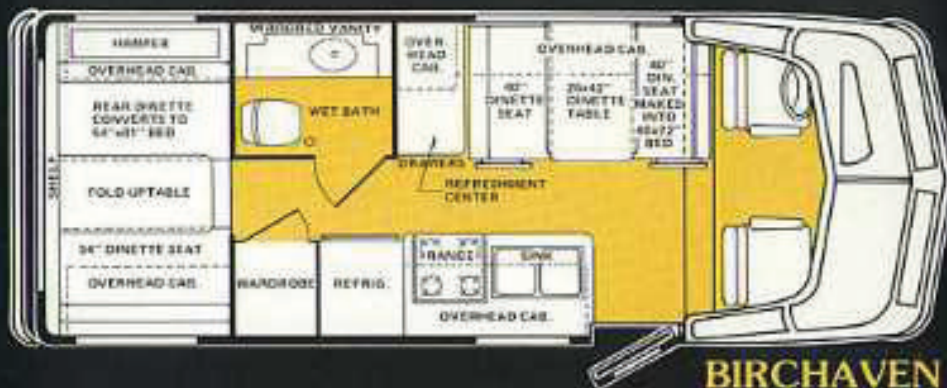
STANDARD FEATURES & EQUIPMENT

Hutch/refreshment center combo • Double stainless steel sink with Moen faucet and spray • Combination sink covers/serving trays • 6 cubic feet 3-way refrigerator (gas/110/12V) • 4 burner range with smoked glass oven door and stainless steel range cover • Range vent with light • High pressure laminated countertops • Snack tray • Shag carpeting with foam waffle padding • Soft look "Herculon" upholstery • Decorator pillows • Head and arm covers on seats • Divider drapes (driver-living area) • Birch cabinetry • Color-coordinated window shades and valances • Folding wood parquet door (23' SB) • Front dinette converts to double bed • Dinette table features recessed coasters • Rear, side-facing settee with recessed extension table on 23' SB converts to double bed • Lavatory • Marine-type stool • Medicine cabinet • Exhaust fan • Tub with telephone-type shower head on flexible hose (23' RB) • Molded bath module with full width vanity and personal shower (23' SB) • Cedar lined wardrobe with light • Hamper (23' SB) • Dual holding tanks • 40 gallon water tank • 62 lb. LP gas supply • 30,000 BTU Suburban forced air furnace with electronic ignition and wall thermostat • 6 gallon LP water heater with engine pre-heat • 30 AMP power cord • Step light • Ground fault breaker • 12V lighting throughout • 12V "Triad" power converter with fuse panel and battery charger • Auxiliary battery pack • 12V demand water pump • Skirted pilot seats • Systems monitoring panel • Fire extinguisher • Prewiring and framing for one roof air conditioner • Recessed outside receptacle • Porch light • City water hook-up • Gravity water fill • Outside accent stripes • Foamed insulation through out • Interior colors, green, gold, poppy and pewter.

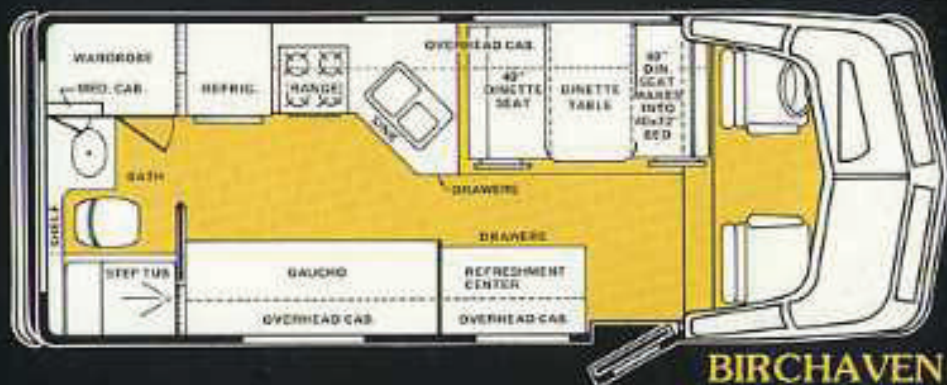
CHASSIS SPECIFICATIONS

455-Cubic inch V-8 engine with 3-speed automatic transmission • Front wheel drive • Hydraulic front and rear bumpers • 6-wheel power brakes • Power steering •

FLOOR PLANS



**BIRCHAVEN
SIDE BATH**



**BIRCHAVEN
REAR BATH**

OPTIONAL EQUIPMENT

13,500 BTU roof mount A/C • Roof rack and ladder • Swing-up bunk (23' RB) over side gauchio • Onan generator, 4,000 watt • TV antenna • Food blender (23' SB) • Microwave oven (23' SB) • 6 sleeper option; pull down bunk with ladder (SB).

Independent air-suspended tandem rear wheels with automatic height control • Dual 25-gallon fuel tanks.

JIMMY EXTRAS

THE R.V.I.A. SEAL The Recreational Vehicle Industry Association (R.V.I.A.) is the national trade association serving the recreational vehicle industry. Manufacturers must comply with federal construction standards to belong to RVIA. Before you invest in a recreational vehicle, look for the RVIA seal. It's your assurance of a safe, dependable travel home.




ONE STOP SERVICE Your authorized Jimmy dealer offers you the finest of service people and facilities. He can provide you with service on your GMC chassis as well as the Jimmy body. This means you'll get fast one stop service. Your Jimmy card makes you a part of an exclusive club of Jimmy owners.



OWNERS MANUAL The unit's gas, electrical and plumbing systems; its running gear; winter storage and use; and maintenance are among the subjects included in the Owners Manual.



COACH-LITE SUPPLY For dependable replacement parts, accessory items and general supplies, see your Coach-Lite Dealer. Coach-Lite Supply Company is the largest Warehouse Distributor in the United States, having five major warehouses across the country. You benefit from Coach-Lite's volume buying of new and better products when you shop at a Coach-Lite Dealer store. Ask your local Dealer for a new comprehensive Coach-Lite Campware catalog.



7-764603GMC Litho U.S.A.

THE JIMMY LINE

GMC Motor Homes are a new experience in travel elegance and comfort. Design and decor are harmonized to please the most discriminating eye and the most demanding traveler. For entertaining or for family travel, the GMC Motor Home will speak well of your taste ... wherever you go.



The Jimmy Mini offers big motor home comfort with economy as well. Interiors are bright and attractive, yet durable enough for family wear and tear. Complete living facilities provide self-contained travel freedom.



The Jimmy Van is a delightful package of practical fun. It's a perfect vehicle for a carpool or for camping. Its interior offers complete facilities for sleeping, cooking and dining, as well as traveling in comfort. The Jimmy Van is an economical recreational vehicle a family can enjoy year 'round.



The Jimmy Travel Van is the ultimate station wagon, a unique design for luxurious travel or practical transportation. When hauling Cub Scouts or entertaining guests, the Travel Van affords effortless handling and true travel comfort.



Coachmen Industries, Inc. works year 'round to improve its products. Accordingly all specifications, equipment, and prices set forth in Jimmy literature are subject to change without notice and/or obligation.

Jimmy MOTOR HOMES

DIVISION OF COACHMEN INDUSTRIES, INC.

1100 N. Woodlawn Ave. Elkhart, Indiana 46514 Telephone 219-262-2645