



MotorHome, Sweet Home.

A comprehensive guide to engineering and design features of the GMC MotorHome.



We Hide Our Best Work Where It Does the Most Good.



A GMC MotorHome is a lot more than a warmed-over truck chassis. To be sure, our years of experience in truck and bus manufacture have had an important bearing on its design. But this is a motorhome built from an idea. The idea being to build a great motorhome.

You'd have to cut apart a GMC MotorHome, as we've done here, to see all the innovative thinking that goes into our chassis. Like eliminating the driveshaft and rear axle with the use of front-wheel drive. An important point, for that allows a low floor and an interior ceiling of six feet, four inches. A lower profile also results, for a pleasing appearance. Yet ground clearance is ample and entry and exit an easy step up or down.

Rear suspension posed a real challenge. Because our motorhome had to fulfill a double function. It had to be able to soak up bumpy roads, as well as cruise the Interstate. Hence, you'll find four rear wheels in tandem. Not dual. Suspended on air, not stiff steel springs. This happy combination smooths the ride and produces a wide


stance. As a bonus, the rear wheels don't protrude into passenger space. And these same four wheels utilize four large, finned drum brakes. Even the parking brake is applied to all four rear wheels.


Some other worthwhile facts about the GMC MotorHome suspension. The air springs are located between each pair of rear wheels to absorb shock. The front suspension is torsion bar sprung, with stabilizer bars. And there's an automatic height

control valve to keep the rear suspension at the desired height under varying load conditions. A power leveler for campsite use is available.

All very well and good. But now we need to enclose all that hardware. So, borrowing heavily from airplane design, we formed a cage of aluminum ribs and stringers over the chassis. This sub-structure is then covered with outer skin panels. The lower panels, as well as front and rear sections, are tough molded fiberglass for a fine surface finish. Roof and upper side panels are aluminum for light weight and corrosion resistance.

We've also worked to reduce three things you don't want inside your GMC MotorHome: extremes of heat, cold and noise. Comfortable even temperatures and quiet result from three-quarter-inch thick foam-in-place polyurethane insulation. It's sprayed thoroughly all over the inner body shell before the interior is even installed. Millions of tiny air bubbles imbedded in the foam produce a thermal barrier against noise and temperature extremes.





An Interior as Comfortable as the Home You Leave Behind.

Step aboard a GMC MotorHome. Look around inside. We believe you'll want to keep it a long time, so you'll find the same long-life, easy-care materials used in a modern home.

Check the heavy-use areas, like counter tops, drawer fronts and cupboard doors. Even the hallway. All are faced with an attractive, tough and scuff-resistant simulated wood surface made of high-pressure laminate. It resists stains, water spills and heat. And is easy to clean. Extra thought even went into the draperies. They utilize room-darkening lining and are foam rubber-backed for long life and dirt resistance. A special fastening system makes them easy to put up and take down. Another bonus: draperies slide easily and have a pleated appearance.

Exceptional touches are everywhere. Counter tops have rounded corners, and overhead cabinets are flush-sided. Knobs are eliminated. Hinges concealed.

All inside cabinet surfaces are finished to avoid snagging clothes. And you'll find more closet hanging space than ever before, as well as a full-length mirror inside the door. And all work areas feature adequate "toe-space" so you can get close. The galley includes a stainless steel double-sink with single-handle control faucet, plus maple cutting boards, standard. The three-burner range and oven are LP gas, as is the thermostat-controlled furnace. About that furnace. It's a 30,000 BTU high-capacity Solaire® model with instant push-button firing. Nice for those winter sojourns.




No detail was too small to consider. The one-piece molded fiberglass bath module includes a flex-hose shower head, as well as a sliding-door medicine cabinet with tempered-glass mirror, and stainless steel sink and Aquamagic® toilet.

Seating area cushions feature fine upholstery over foam and metal spring construction from one of America's leading furniture makers. And you'll appreciate the three-stage reclining dinette unit with flip-up table. Choose two seating positions. Or convert the seats to a bed. Or remove the table completely for extra room.

Large windows all around lend an open, airy feeling to every GMC MotorHome. When windows are open, full-size aluminum screens let the fresh air in and keep winged nasties out. When windows are closed, window seals virtually eliminate the problem of airborne outside dirt creeping in. Double-crank screened roof vents provide added fresh air flow.

In short, we at GMC have made every effort to make our MotorHome a snug harbor for happy families.





A MotorHome Should Be Easy to Motor in. This One Is.

Anyone who carries his home around with him deserves an easy time of it. With that in mind, we've seen fit to make your coming and going as enjoyable as your stopping and staying. One way to do it is to keep noise levels low. So the entire GMC MotorHome body is rubber-insulated from the chassis. Underfoot are sturdy aluminum stringers covered by a three-quarter-inch treated plywood floor. One-inch polyurethane panels with aluminum backing nest in the floor sub-structure for excellent insulation

from the elements. Extremes of noise, cold and heat are effectively controlled. All this is covered with shag carpeting to further reduce decibels. And it's all standard.

There's a lot of world out there for you to see, and see it you will through a panoramic thirty-two square feet of windshield safety glass. Big, bus-sized windshield wipers with built-in washers in the blade help clear the view under adverse weather conditions.

A standard 455-cubic-inch V-8 engine accelerates you into freeway traffic quickly. That, coupled with low weight, helps pay off in good performance. On the open road, in city, or on mountain grade.

All that, plus easy-to-read and easy-to-reach instrumentation. And comfortable seating makes for hours of enjoyable driving. GMC believes roughing it should be getting out in the woods, not laboring behind the wheel.

Our MotorHome Warranty. Match It Against the Others.

GMC MotorHome New Vehicle Warranty

What is warranted and for how long

GMC Truck (GMC Truck & Coach Division, General Motors Corporation) warrants to the owner of each GMC MotorHome (hereinafter called "MotorHome") that for a period of 12 months or 12,000 miles, whichever first occurs, it will repair any defective or malfunctioning part of the MotorHome—except tires and tubes which are warranted separately by the tire manufacturer. This warranty covers only repairs made necessary due to defects in material or workmanship.

The 12 month/12,000 mile warranty period shall begin on the date the MotorHome is delivered to the first retail purchaser or, if the MotorHome is first placed in such service.

What is not covered by the warranty

This warranty does not cover:

1. Conditions resulting from misuse, negligence, alteration, accident, lack of performance of required maintenance services, or overloading beyond the applicable weight rating;
2. Special body conversions or equipment not manufactured or supplied by GMC Truck;
3. Any part of the MotorHome which fails or malfunctions as a result of improper conversion or installation of special equipment by other manufacturers or suppliers;
4. The replacement of maintenance items (such as spark plugs, ignition points, positive crankcase ventilation valve, filters, brake linings) made in connection with normal maintenance services;
5. Loss of time, inconvenience, loss of use of the MotorHome or other consequential damages;
6. Any MotorHome on which the odometer mileage has been altered and the MotorHome's actual mileage cannot be readily determined; or
7. Any MotorHome registered and normally operated outside the United States or Canada. The warranty for these MotorHomes shall be that authorized for the country in which the MotorHome is registered and normally operated.

GMC Truck's Obligations

1. Repairs qualifying under this warranty will be performed by any authorized GMC MotorHome Service Outlet within a reasonable time following delivery of the MotorHome to the Service Outlet's place of business.
2. GMC Truck will pay the authorized GMC MotorHome Service Outlet for any repairs under the warranty.

Owner's Obligations

1. The MotorHome must be delivered to an authorized GMC MotorHome Service Outlet's place of business during regular business hours for performance of warranty repairs or service adjustments.
2. The owner is responsible for maintenance services which may be performed at the owner's option by any repair outlet regularly performing such services.

This is the only express warranty applicable to the GMC MotorHome, and GMC Truck neither assumes nor authorizes anyone to assume for it any other obligation or liability in connection with such MotorHome or chassis.

Our MotorHome Warranty. Match It Against the Others.

GMC MotorHome New Vehicle Warranty

What is warranted and for how long

GMC Truck (GMC Truck & Coach Division, General Motors Corporation) warrants to the owner of each GMC MotorHome (hereinafter called "MotorHome") that for a period of 12 months or 12,000 miles, whichever first occurs, it will repair any defective or malfunctioning part of the MotorHome—except tires and tubes which are warranted separately by the tire manufacturer. This warranty covers only repairs made necessary due to defects in material or workmanship.

The 12 month/12,000 mile warranty period shall begin on the date the MotorHome is delivered to the first retail purchaser or, if the MotorHome is first placed in such service.

Illustrates flip down pocket

What is not covered by the warranty

This warranty does not cover:

1. Conditions resulting from misuse, negligence, alteration, accident, lack of performance of required maintenance services, or overloading beyond the applicable weight rating;
2. Special body conversions or equipment not manufactured or supplied by GMC Truck;
3. Any part of the MotorHome which fails or malfunctions as a result of improper conversion or installation of special equipment by other manufacturers or suppliers;
4. The replacement of maintenance items (such as spark plugs, ignition points, positive crankcase ventilation valve, filters, brake linings) made in connection with normal maintenance services;
5. Loss of time, inconvenience, loss of use of the MotorHome or other consequential damages;
6. Any MotorHome on which the odometer mileage has been altered and the Motor-

GMC Truck's Obligations

1. Repairs qualifying under this warranty will be performed by any authorized GMC MotorHome Service Outlet within a reasonable time following delivery of the MotorHome to the Service Outlet's place of business.
2. GMC Truck will pay the authorized GMC MotorHome Service Outlet for any repairs under the warranty.

Owner's Obligations

1. The MotorHome must be delivered to an authorized GMC MotorHome Service Outlet's place of business during regular business hours for performance of warranty repairs or service adjustments.
2. The owner is responsible for maintenance services which may be performed at the owner's option by any repair outlet regularly performing such services.

This is the only express warranty applicable to the GMC MotorHome, and GMC Truck

You've Seen Our Inner Strength. Now See Our Outer Beauty.

FACTS AND FIGURES THAT WILL TICKLE YOUR FANCY.

Engine.

Gasoline. GMC 455, 8 cylinder, V-type.
Net HP @ RPM (SAE).....212 @ 3400
Net Torque (lbs. ft.) @
RPM (SAE).....344 @ 2400

Comp. Ratio. 8.5:1.

Air Cleaner. Oiled paper element.

Cooling. Capacity: 21 qt. tube and center radiator, 9 lb. pressure cap. All season coolant, (-20°F), one 195°F thermostat, 19 in. 7-blade fan.

Emission Control. Conforms to Federal Standards.

Oil Filter. Throwaway type. 1 Qt.

Engine Oil Cooler

Transmission.

Type. 3 Spd. Turbo Hydra-matic 425 with cooler. Ratios: (2.2 converter) 2.48, 1.48, 1.00; Rev. 2.08.

Rear Axle.

Independently Suspended Tandem Wheels (non-driving), capacity—7500 lbs. at ground.

Air Suspension with leading and trailing arms. Two height control valves.

Shock Absorbers. Four 1" Dia. piston.

Front Axle.

Torsion Bar Independent Suspension. Rated capacity 4200 lbs. at ground.

Shock Absorbers. Two. 1" Dia. piston.

Steering Integral Gear Power Steering (17.5:1 ratio).

Final Drive Ratio. 3.07:1.

2.99 steering wheel turns from full left to full right. Turn dia. curb to curb: 56.4 ft.

Brakes.

Type. Disc front, Drum rear (4) Vacuum-boosted, w/dual (split) system and a combination valve which differentiates, meters and holds off front brake pressure until rear brakes contact the Drums.

Effective Brake Lining Area.

Front.....37.88 sq. in.
Rear.....167.00 sq. in.

Brake Size.

Front (Disc Type).....11" x 1.205"
Swept Area Per Axle (Sq. In.).....210
Rear (Drum type—4).....11" x 2"
Swept Area Per Axle (Sq. In.).....138

Total Swept Area.

(Sq. In.).....486

Chassis.

Frame. Ladder-type welded frame with 6 x 2.50 x .125 channel SAE 1023 side rails and SAE 950 channel cross-members.

Bumpers. Formed steel, chrome-finished, 2-piece front and rear. Energy absorbers—2 front and 2 rear.

Fuel and Exhaust.

Fuel Tanks. Two 25 gal. tanks w/fuel tank gauge selector switch.

Exhaust. Dual mufflers and single tail pipe.

Body.

Sub-Structure.

Heavy Gauged Alum. Extrusions.
Body Materials: Fiberglass Frt. & Rear Caps & Lower Side Panels. Alum. Upper Side Panels & Roof.

Insulation: Sprayed-in-place Urethane Foam.

¾" Treated Plywood Floor with 1" Polyurethane Insulation.

28" Wide Side Door.

Windows.

Windshield—Two-piece Laminated Tinted.

Driver Compt.—Side Windows—Sliding Solid Tempered.

Living Area Windows—Two, Screened & Sliding.

Galley & Entrance Door Windows.

Bedroom Side Windows—Two, Screened & Sliding.

Bedroom Rear Window—One-piece Solid Tempered. Has Pop-Out Escape Feature.

Environmental Equipment.

Heating. LPG Furnace—30,000 BTU (Forced Air).

Ventilation. Frt. & Rear Roof-Mounted & Bathroom Gravity Ventilators.

Fire Extinguisher—2½ lb.

Water Supply. 40 Gal. Polyethylene Tank with 12V Demand Water Pump.

6 Gal. 110V Hot Water Heater.

City Water Hook-Up System with Locking Fill-cap Door.

Disposal. 32 Gal. Polyethylene Tank.

12V DC Electrical System with 45 Amp.

AC/DC Battery Converter/Charger.

110V AC—25 ft. 40 Amp. Power Cord.

LPG—62 lb. Propane Tank.

Interior Electrical.

All Lights 12V—Located as follows:

Dinette—(2) One L.H. Side—One R.H.

Side (26 ft. only)

Corridor—(1)

Range Hood—(1)

Sink—(1)

Rear Compartment—(2)

Bathroom—(2)

Duplex Outlets—110V (4)

12 volt, 150 Amp. Hour Battery.

Interior Finishing.

Walls & Roof insulated w/foamed-in-place Polyurethane.

Ceiling—Vinyl-covered Composite Panel.

Paneling—¾" Vinyl-covered Wood Panel.

Drapery—All Windows Ex. Windshield and Driver Compartment Side Windows.

Driver Compartment Divider Drape.

Carpet.

Driver & Passenger Compartment.

Adjustable Contoured Driver & Single Passenger Swivel Seats & Seat Belts.

Two Painted Outside (7½" x 10½") Foldaway Mirrors.

Inside Rear View Mirror.

Left & Right Hand Sun Shades.

Two Ash Trays.

Dome Lamps—Driver & Passenger.

Safety Padded Dash.

Automotive Heater & Defroster.

Glove Compartment.

Map Pocket—Driver & Passenger.

Instruments & Controls.

Windshield Wiper/Washer (Hydraulic Wipers). Variable-speed.

Heater & Defroster; Lighter; Speedometer; Fuel, Temp., Oil, Gen. Gauges.

Brake Warning Light.

Key Buzzer Warning System.

Telltale Light—Door Open.

Living Compartment. (Front.)

Main Dinette. Removable Folding Leg Table. Dinette converts to Bed.

3 Seat Belts.

Davo—Converts to Upper & Lower Bunk Beds (30" x 76") L.H. Side.

Galley Area.

Refrigerator—6 Cu. Ft. All Electric, 12V/110V.

Range—3 Burner with Oven & Hood, 12V Fan & Light.

Sink—17" x 24" Stainless Steel Dbl. Bowl w/Ledge Back & Swing Spout Faucet.

Cabinets—Under and Over Sink & Refrigerator.

Rear Bedroom.

Side-facing Settee Converts to Double Bed.

Storage Locker.

Rear Upper Cabinets on Each Side.

Bathroom.

Two-piece Molded Fiberglass Reinforced Plastic w/Shower & Curtain.

Sink and Faucet.

Medicine Chest w/Mirror.

Thetford 41 Aquamagic® Toilet.

Hall.

Storage Compt. (Closet, three Drawers & two Doors).

Electrical.

Battery.

73 Amp. Hour Automotive.

Alternator. 12V, 80 amp. Delcotron.

Headlights. Single 7" High Intensity.

Amber Frt. Turn Directionals.

Combination Stop, Tail, Turn & Backup.

Five Amber (two Clearance, three Identification) Marker Lamps Upper Front.

Five Red Marker Lamps Upper Rear (two Clearance, three Identification).

Side Markers (Frt. & Rear With Reflectors—Front Flash With Turn Signals).

4-Way Emergency Flashers.

Porch Light.

Wheels—Tires.

Tires. (6) 8.75 x 16.5 (D Load Range) Blackwall. Max. Tire Capacity (Ea.) 2350.

Wheels. 16.5-K. 8 stud with 6½" bolt circle. Offset: 5.00".

Litho in U.S.A.

THE MOTOR HOME FROM GENERAL MOTORS

