

# Time for a Facelift?

## Modernizing the GMC Bathroom

**Bill Kooistra**

GMCMI  
Fall Convention  
Mansfield, OH  
2016

# 1977 Eleganza II



# Before



# After



# COUNTERTOP





#20  
Biscuits  
in all  
joints



The image shows a workshop scene. On the left, a long wooden board is being processed by a biscuit joiner, which is cutting grooves into the wood. On the right, a wooden assembly is held together by several blue clamps on a workbench. A bottle of glue and a small wooden piece are on the floor in the foreground.



Cleats added for stability  
and support





# Tracing the pattern















DELTA

IRWIN  
QUICK-GRIP

IRWIN  
QUICK-GRIP

Clear penetrating epoxy sealer (CPES) applied to the underneath side.








under counter storage

# Test fit of finished countertop before under counter plumbing is installed



# PLUMBING





Cold water manifold



Hot water manifold



from shower valve

to hand shower

cold to kitchen



# Sink faucet connections




# Shower mixing valve





# Shower mixing valve connections



# Hand shower shut-off valve



...customer with  
...assistance provided  
...assistance client pr  
...A. 1000 / 1000  
...and  
...



ck valve



# Clear Penetrating Epoxy Sealer (CPES) applied






1/64" pressure sensitive adhesive oak veneer

SLIDING  
DOORS



# Trim & Stain





Mounting  
hardware








# PORCELAIN TOILET








# GLASS TILE







# Tile edging















# Grouting







# FLOOR DECKING



# LED LIGHTING



indirect LED light effect




12 v LED lighting



# Side light upgrade







# EXHAUST FAN

Fan-tastic  
Fan  
Model  
1200





Original  
GMC  
bathroom  
fan













# Ultra Breeze Vent Cover



photo taken only with ambient  
light from new Fantastic Fan



# ACCESSORIES




Wall mounted mirror





Towel  
hook



# Towel bar





Toilet  
Sprayer

# OPTIONS

## Wilsonart Solid Surface



Works like wood





Solid  
Surface  
installed



**Peel & Stick**  
Mosaics

**PEEL &  
STICK TILE**  
NO MORTAR. NO MESS



**SINGLE PACK**  
CONTAINS 1 SHEET



**JUST CUT  
PEEL & STICK**









# CONCLUSION



# CONCLUSION

